




# Widewell Academy Welcome to Reception!



Our vision for our school is  
that it is a place of  
excellence and innovation,  
where children's skills,  
knowledge and values grow



# Foundation Stage Staff


Mrs. Hambly

Wren class teacher

Mrs. Robinson


Nursery class teacher

Teaching assistants Mrs.Rebhan  
Mrs Tucker + Mrs Waters





# What is the EYFS?



The EYFS document combines Early Years and Foundation Stage. This creates a national curriculum for ages 5s and under.



7 areas of learning through provision of directed and child initiated activities.

All areas of learning are reflected both inside classroom and outdoors.



## 7 Areas of Learning


### Three prime areas:

1. Personal Social and Emotional.
2. Communication and Language.
3. Physical Development.

The Prime areas are embedded in the following:

4. Literacy.
5. Maths.
6. Understanding the world.
7. Expressive arts and designs.

[www.foundationyears.org.uk/eyfs-statutory-framework/](http://www.foundationyears.org.uk/eyfs-statutory-framework/)





# PSE

## Personal, Social and Emotional Development


- Making relationships
- Self confidence and self awareness
- Managing feelings and behaviour


- Making friends
- Learning rules
- Learning daily routines
- Learning about others
- Understanding boundaries
- Making relationships



# PSE - How can you help?

- You can help by encouraging your child to use the toilet independently, wash their hands, put on and fasten their coats.
- Playing games which encourage sharing and turn taking will help your child to build their social skills.
- Encourage independence skills eg. setting the table, putting toys away.
- Develop confidence speaking to others.
- Get used to sharing equipment and not always being first or winning at games !









# •Physical Development

Moving and Handling  
Health and Self care



- Gross and fine motor skills
- Mark making
- Shoes and coats
- PE lessons and getting changed
- Dance
- Outdoor activities
- Pencil control
- Our healthy bodies
- Knowledge on how to keep safe
- The importance of healthy foods





# Physical Development

## – How can you help?

- Give children time to run, jump, climb and play outdoors.
- Encourage children in activities such as building, drawing, threading beads, cutting paper, or filling and emptying containers in the water – all of which develop manipulative skills.





# Communication and language

Listening and attention

Understanding

Speaking

Listen to others and join in conversations.

Understand use of objects.

Respond to instructions.

Understand prepositions.

Question why  
things happen,  
build up new vocabulary.


Use a range of tenses.






# CL - How you can help?

- Talk to your child.
- Praise and encourage your child to listen to instructions.
- Play games to develop concentration and speaking skills e.g I-spy, lotto, guess who?
- Encourage asking questions and giving opinions with your child.
- Model correct sentence structures when talking to your child.
- Read books and sing nursery rhymes with your child.



# Literacy

## Reading and Writing





- Rhymes
- Stories
- Letter sounds
- Recognising and writing your name
- Pretend writing - making marks on paper
- Letter formations
- Writing in different situations
- Role play



# L – How you can help?

- Reading books (stories, information books, newspapers, magazines, comics etc), encouraging your child to join in and talk about books
- Singing songs and nursery rhymes.
- Give your child chalk, pens, crayons and let them experiment.
- Modelling correct letter formation and pencil grip.
- Taking time to listen to your child talking about things they've done and answering their questions.




# Maths

Number

Shape, space and measure

- Counting
- Recognise numbers and what they mean
- Calculation-add and subtract
- Money
- Shape
- Pattern
- Problem solving
- Measuring





# Maths – How can you help?



- Talk about the shapes you can see in the environment.
- Comparing things which are heavy and light or long and short.
- Pointing out numbers that you see.
- Singing counting songs and rhymes.
- Counting, adding and subtracting – stairs, socks, cars, shopping, cutlery, fingers and toes!




# Expressive Arts and Design


- Exploring and using media and materials
- Being imaginative
- Role play
- Art
- Painting
- Drawing
- Dance
- Music
- Singing



# Expressive Art and Design– How can you help?



- Talk with your child about their imaginative play and join in if possible!
- Encourage them to be flexible in their thinking and use of materials. Praising them for their efforts or ideas as well as the end product.



# Understanding the World


People and communities

The World


Technology



- Investigating
- Learning about other cultures, places and things that have happened in the past
- Living things
- ICT
- Constructing
- Educational visits
- Outdoor area







# Understanding the World – How can you help?

- Talk with your child about the places they go to and things they see in the world around them.
- Answering and asking questions - What if...? Why do you think...? How did you...?
- Letting children join in with everyday activities - washing up, cooking, shopping, helping in the garden...
- If possible let them have access to electronic devices.



# Uniform Reminder

- Uniform and bags need to be clearly labelled with names please! 30 jumpers and 30 t-shirts all look the same when we are getting changed for PE!
- Please bring in a pair of basic wellies for our forest school activities
- Suitable coats please.




# Characteristics of Effective Learning

- Active Learning
- Playing +
- Exploring
- Critical Thinking







## Characteristics of Effective Learning





## Characteristics of Effective Learning



## Characteristics of Effective Learning

Creating and  
Thinking Critically  
Thinking






# General Information

- School day 8.45am-3.30pm.
- Breakfast club is available.
- Excellent quality **free** lunch for all children (Main hot meal, vegetarian meal, jacket potatoes or deli option.)
- Personal Key ring to identify book bag and P.E. bag
- Lunch time and after school clubs.
- Inform school if your child is absent or being picked up by another adult.



- If Parents want to give their children a gift , the best thing they can do is to teach their children to love challenges, be intrigued by mistakes, enjoy effort, and keep on learning.
- That way their children don` t have to be slaves of praise. They will have a lifelong way to build and repair their own confidence.



Carol Deweck (Professor of Psychology  
at Stanford University )

# Finally....

- Choose a date for your home visit,
- Confirm your address.
- Look around foundation unit.
- Feel free to ask questions!

See you 8.45 A.M. on Wednesday 6th  
September 2017 !



Thank  
you!

